

A Different Slant

By Kathy Keats, The Agility Coach

Jumps on an unusual slant or angle can play havoc with your run. If your dog is uncomfortable jumping on awkward leads, it can cause knocked bars or refusals. It can also create multiple rear cross situations.

This drill works on awkward lines and turns with jumps on difficult angles. Try using both front crosses and rear crosses to deal with the various handling challenges to see what works better for your dog. Note if your dog is knocking a bar on a particular type of sequence, and then break down that section and turn it into a jumping drill for your dog.

You may also need to practice sending your dog up a line of jumps that isn't perfectly square to the dog's path and your dog will have to take some of the jumps at an angle to maintain a straight path from point A to point B. I refer to this type of line as a diagonal line.

You will find additional sequences for this setup at www.theagilitycoach.ca under Free Downloads.

Enjoy! The Agility Coach

The Agility Coach

Your guide to success.

SUCCESS FROM THE INSIDE! NOW AVAILABLE!
Secrets of a World Champion

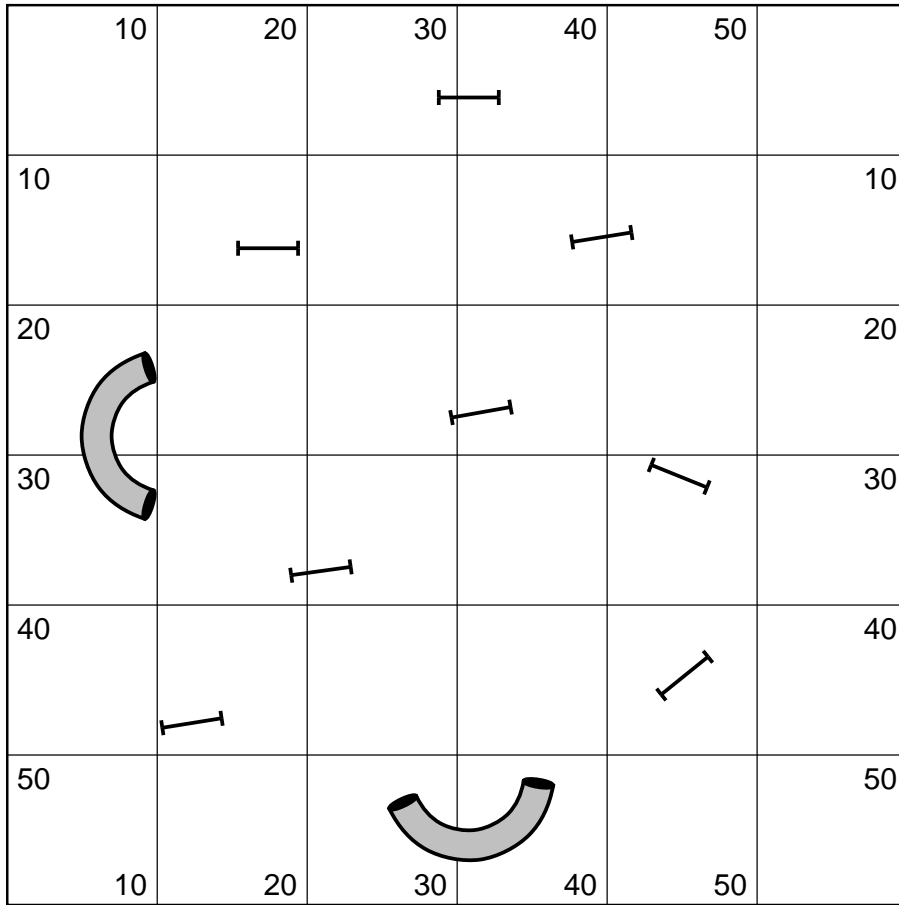
Go to www.TheAgilityCoach.ca for **FREE** additional sequences of this
Exercise of the Month

The Agility Coach provides in-depth skill development programs for all levels of agility competitors, whether it is foundation skills for beginners or mental preparation and peaking for world-class competitors. The programs are progressive and goal-oriented, the training plan an elite coach would lay out for an athlete striving to be the best she can be.

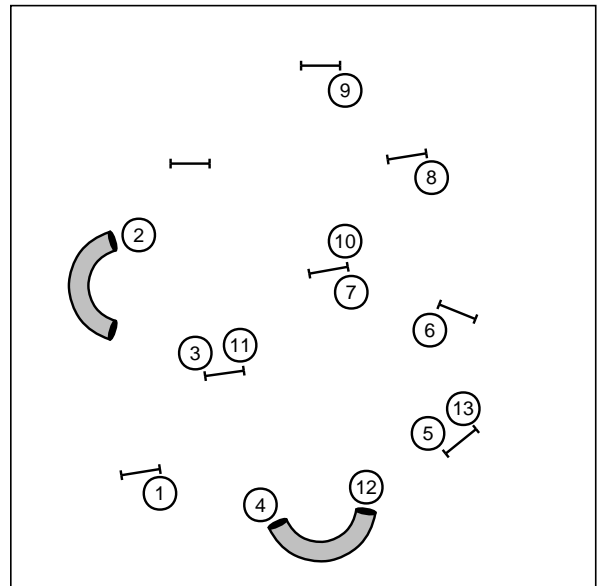
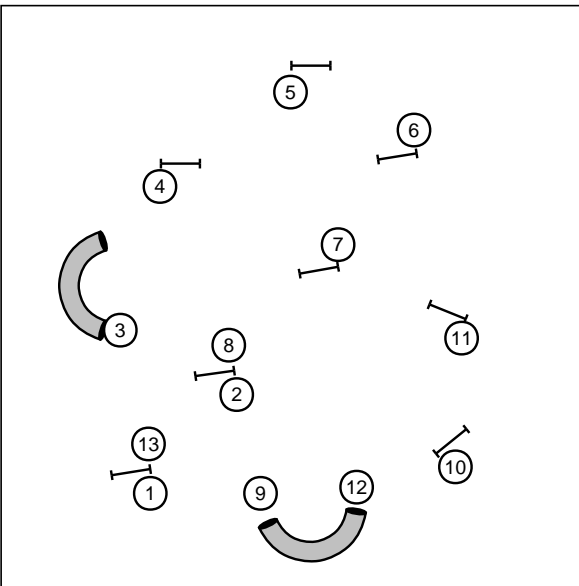
Kathy Keats is The Agility Coach. She knows what it takes to be successful. Kathy has participated in and won major national and world class events in dog agility and basketball, and competes at the Open level in sheepdog trials. Kathy graduated from the National Coaching Institute and since then has worked with elite athletes and coaches from around the world. She has coached at the university, national, and international level. She was one of the first people to introduce the sport sciences to dog agility and enjoys working with new handlers and dogs as well as seasoned competitors.

kathy@theagilitycoach.ca

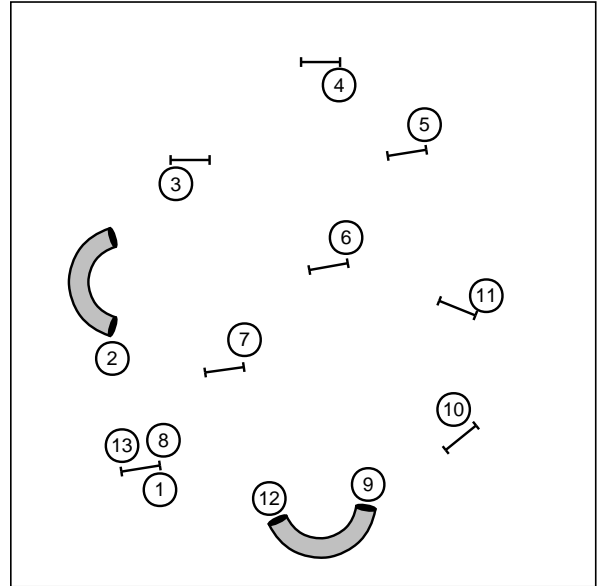
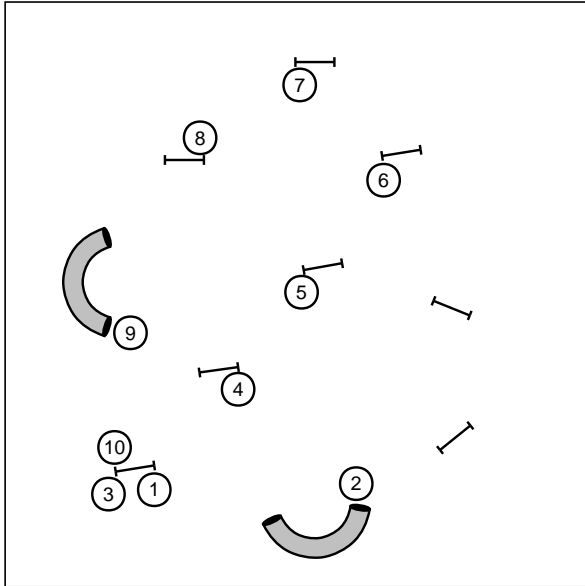
Setup



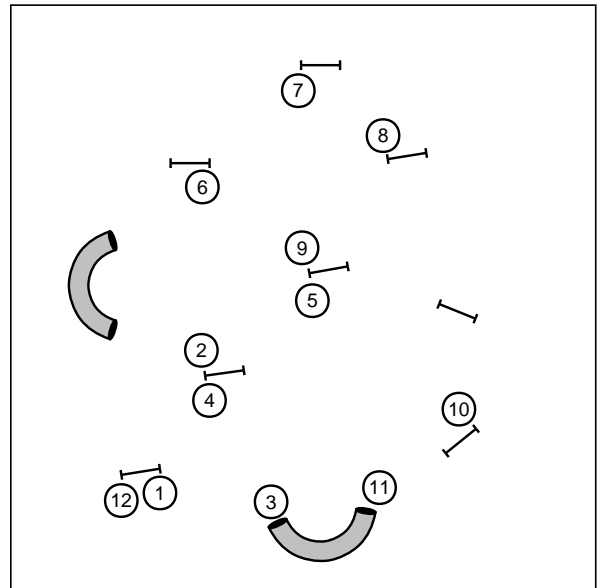
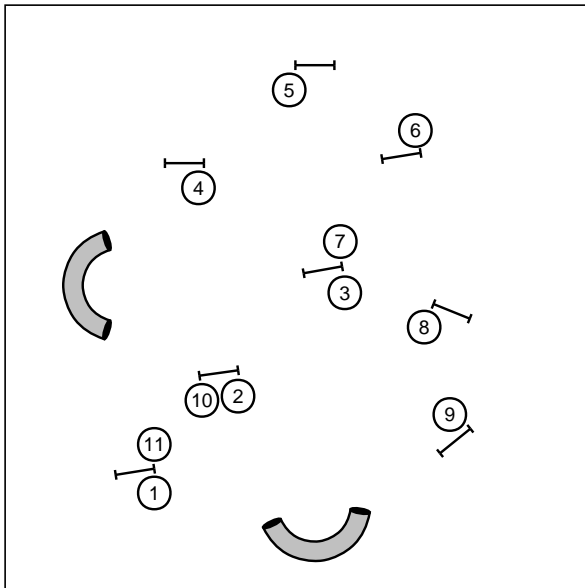
Exercises 1 & 2



Exercises 3 & 4



Exercises 5 & 6



The next generation of course design software is here...

CRCD 3



And it has all the features you've been requesting most:

- Full support for baseline method of course building
- Ability to apply colors to obstacles, obstacle numbers, and paths
- Zoom in and out feature
- Bendable pipe tunnels
- Editable dog, handler, and judge paths
- Additional shapes, including a dog and a person
- Automatic reversing and renumbering of courses
- Ability to make a mirror image of all or part of a course
- Full support for AAC and UKC obstacle specifications
- Additional controls for many existing obstacles
- And much, much more!

Available in English, Dutch, Finnish, French, German, Japanese, Spanish and Swedish versions.

Native Macintosh version now available!

Clean Run Course Designer 3

Try it free for 30 days www.cleanrun.com