

A Small Gift to You

By Kathy Keats, The Agility Coach

This exercise fits in a fairly small space for those of you being forced indoors due to the winter months. It works a lot of fundamental pushes and pulls, and makes the dog pay attention to which version of the cue you are giving. Although this drill is set so that you can do it in a small space, it is ideal to use wing jumps or some visual aid on the jump standards—especially if you are working a “higher” type of dog with little sense of self-preservation. For safety, also make sure the jump standards are freestanding and not attached with a ground bar. Some dogs may need you to physically shape them around the standards a bit.

Practice these exercises handling from both the takeoff and landing side of the middle jump, where applicable, so that you can handle the challenge no matter what side the judge presents on course.

Be sure to sign up for The Agility Coach Newsletter and receive your free series of fun challenges, either at www.theagilitycoach.ca or at www.facebook.com/TheAgilityCoach!



MOJO
IFCS World Overall Champion 22

The secret to...
**WINNING
PERFORMANCE**
...in any dog sport!

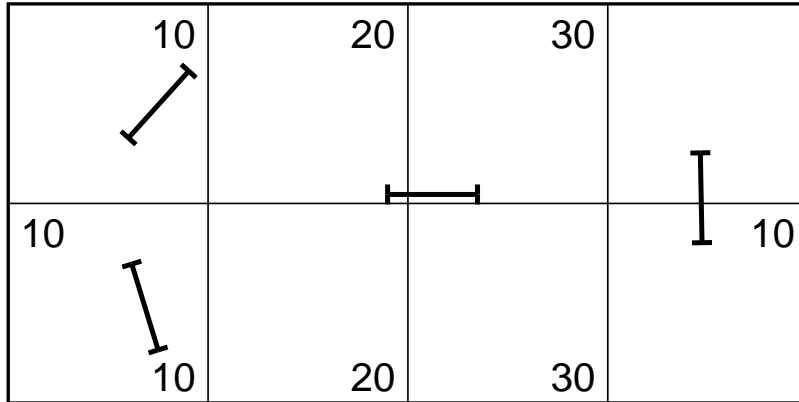
SUCCESS FROM THE INSIDE SEMINAR
with
KATHY KEATS

"Kathy's seminar was enlightening, motivational, and inspirational. It went so much deeper than anticipated and she has pushed me to become a stronger competitor."
- Anji Atkinson

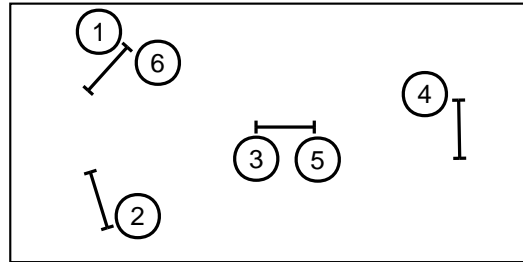
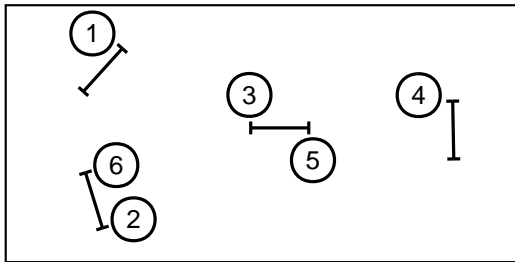
- Run with more confidence
- Deal with ring nerves
- Have more focus & more fun!
- ...and much more!

www.theagilitycoach.com

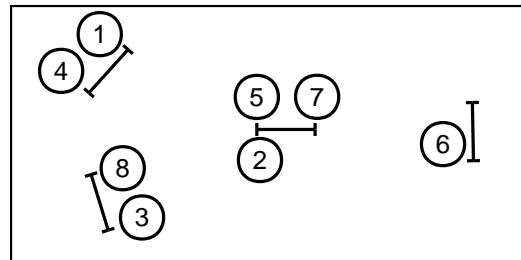
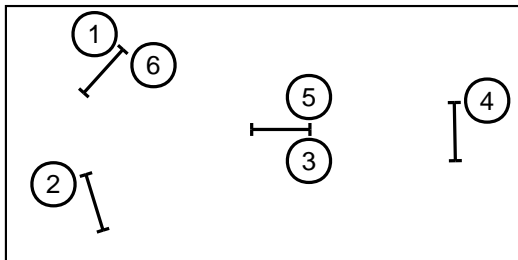
Setup



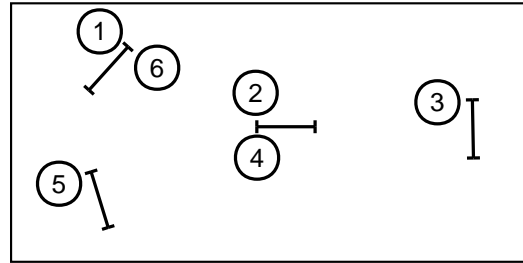
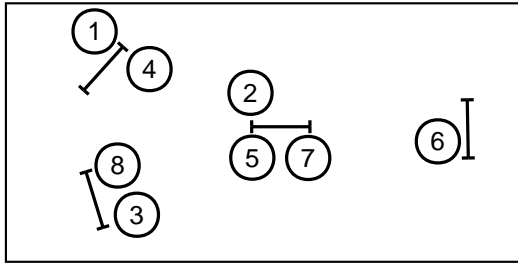
Exercises 1 & 2



Exercises 3 & 4



Exercises 5 & 6



CRCO 4 The world's #1 agility course design program

Try it FREE for 30 days! www.cleanrun.com